

# HOMOEOPATHIC EXCELLENCE



**Publisher : RAJKOT HOMOEOPATHIC MEDICAL COLLEGE**  
B/h Jainath Complex, Gondal Road, Rajkot -2 (Gujarat) Ph : 0281-2361372  
E-mail : rhmc@paruluniversity.ac.in Website : www.paruluniversity.ac.in  
(Affiliated to Parul University & Saurashtra University-Recognized by N.C.H., U.G.C.-New Delhi & Govt. of Gujarat)



Biannual Bulletin - RHMC

## Editorial Board

### Managing Editor :

Prof. (Dr) H. N. Mehta

### Issue Editor :

Dr. Shailendra Bhamar, M.D.(Hom)

### Chief Editor :

Prof. (Dr) Mitesh P. Jani

**Academic Administrator :- Mrs. Rashmi Khubani**

## EDITORIAL



**Dr. Shailendra Bhamar, M.D.(Hom)**  
Professor, Department of Practice of Medicine

Dear readers,

I am honored and fortunate to have the opportunity of furnishing the 35<sup>th</sup> issue of Homoeo Excellence biannual bulletin of our college volume XXXV which enlightens us about the "Efficacy of Homoeopathy in Skin disorders."

The skin reflects not just your inner health but also your outer well being. It provides the link between internal illness and also turmoil on the surface skin disorders.

Homoeopathy aims at the base, treats the cause, it avoids suppression when you notice an itchy, red patch of eczema on your skin, one first urge to apply some conventional skin or cortisone ointment. The effect is dramatic but do you know that you run the risk of exchanging your skin eruption with a serious, unrelated internal disorder for example: asthma migraine etc the fact is homoeopathy has always highlighted the harmful effects of suppressed skin problems.

Homoeopathy clinicians have always underlined the fact that dermatitis, psoriasis, warts, among others is expressions of an underlying disorder in the body's inbuilt central mechanism for example when eczema is suppressed there is often a flare up of asthma symptoms. Homoeopathy also espouses that there is better method – the use of natural homoeopathic medicines made from substances that actually cause skin symptoms in large doses, but in homoeopathic micro doses stimulates the body's own defense to get rid of that illness, or disorder .in simple words homoeopathy uses internal medicines to treat the external skin revolt.

Unlike conventional medications, homoeopathic medicines work with body's own healing agents. They act naturally besides they reduce the healing time and also prevent future recurrence .whatever the type of skin problem it's always fitting and imperative to seek professional homoeopathic treatment. the reason being, there may be more than a dozen closely related remedies for each condition .also each remedy needs to be chosen to match ones unique individual symptom.

Looking for a safe effective, long lasting outcome or tangible freedom from skin problems? Think of healing skin disorders with homoeopathy –the safe effective and holistic therapy.

**"Homoeopathic skin remedies work so effectively because they work with, rather than against the body's inherent immune system"**



**Dr. Raxitkumar Ramavat,**  
Assistant Professor in Department of  
Homoeopathic Materia Medica.  
RHMC, Parul University.

**Ringworm** : is a common skin disorder otherwise known as tinea. While there are multiple forms of ringworm, the most common affect the skin on the body (tineacorporis), the scalp (tineacapitis), the feet (tineapedis, or 'athlete's foot'), or the groin (tineacurris, or 'jock itch').

It has been estimated that currently up to twenty percent of the population may be infected by ringworm or one of the other Dermatophytosis. It is especially common among people who play sports, wrestling in particular. Wrestlers with ringworm may be disqualified.

**ETIOLOGY:**

Fungi thrive in moist, warm areas, such as locker rooms, tanning beds, swimming pools and in skin folds. The fungi may be present without any symptoms.

- Ringworm spreads from person to person by touch.
- Ringworm of the scalp can also spread if combs and hairbrushes are shared.
- These infections are caused by several types of mold-like fungi called dermatophytes that live on the dead tissues of the skin, hair, and nails.

**CLASSIFICATION :**

- **Tineabarbae:** This type of ringworm is related to the bearded area of the face and neck. The symptoms include swellings, itching, hair break off etc.
- **Tineacapitis:** This type of ringworm is related to the scalp and commonly affects children. This disease may spread in children from schools.
- **Tineacorporis:** This type of ringworm affects the skin of the body and it produces the round spots of classic ringworm.
- **Tineacurris:** This type of ringworm is related to the groin (jock itch) tends to have a reddish-brown color and to extend from the folds of the groin down onto one or both thighs.
- **Tineafaciei:** Ringworm on the face except in the area of the beard. On the face, ringworm is rarely found as ring-shaped.
- **Tineamanus:** This type of ringworm is related to the hands and particularly to the palms and the spaces between the fingers. It typically causes thickening of these areas, often on only one hand.
- **Tineapedis:** Athlete's foot may cause scaling and inflammation in the toe webs, especially the one between the fourth and fifth toes.
- **Tineaunguium:** The fungus of this type of ringworm can make the fingernails and toenails yellow, thick, and crumbly. They are called fungal nails.

**SIGNS & SYMPTOMS OF RINGWORM :**

Ringworm is not a condition to be taken lightly. The symptoms of ringworm can be highly contagious and spread easily. The symptoms of ringworm include:

- Skin appears unusually dark or light.
- Patch appeared as of a ring.
- Bald patches.
- Itchy, red, raised, scaly patches.
- Nails become discolored, thick, and even crumbled.

HEAD	BARYTA CARB, CUPRUM METALLICUM, KALI CARBONICUM, PETROLEUM, RHUS TOXICODERON.
EYE LIDS	BRYONIA, RHUS TOXICODERON, SEPIA.
EARS	CAUSTICUM, CISTUS CANDENSIS, GRAPHITES, KREOSOTUM, MAGNESIUM MURITICUM, OLENDER, SEPIA.
NOSE	NATRUM CARBONICUM, NITRICUM ACIDUM, SEPIA.
FACE	ARSENICUM ALBUM, BARYTA CARB, BOVISTA, BRYONIA, CALCAREA CARBONICA, CAPSICUM, CARBO VEGTABLIS, CAUSTICUM, CHELIDONIUM MAJUS, COLOCYNTHIS, CONIUM, DULCAMARA, GRAPHITES, HEPAR SULPHUR, KREOSOTUM, LYCOPODIUM, LEDUM, MERCURIUS, NATRUM CARBONICUM, NATRUM MURITICUM, NATRUM SULPHURICUM, NITRICUM ACIDUM, PETROLEUM, PHOSPHORUS, RHUS TOXICODENDRON, SEPIA, SILICEA, SULPHUR.
HAND	DULCAMARA, KREOSOTUM, MERCURIUS, NATRUM CARBONICUM, SARASAPARILLA, SABINA, STAPHYSAGRIA, ZINCUM METALLICUM.
FINGERS	CAUSTICUM, GRAPHITES, MERCURIUS, NATRUM MURIATICUM, PETROLEUM, PHOSPHOROUS.
CALVES OF LEG	ARSENICUM ALBUM, CALCAREA CARBONICUM, DULCAMARA, GRAPHITES, KALI CARBONICUM, LACHESIS, LYCOPODIUM, SANSAPARILLA, MAGNESIA CARBONICA, STAPHYSAGRIA.
NAPE OF NECK	CAUSTICUM, LYCOPODIUM, PETROLEUM, SEPIA, SULPHUR.
ON NECK	LACHESIS, SEPIA.
ARMS	CONIUM, CUPRUM METALLICUM, DOLICHOS PURIENSIS, DULCAMARA, GRAPHITES, KREOSOTUM.
ELBOW	CUPRUM METALLICUM, KREOSOTUM, SEPIA, THUJA OCCIDENTALIS.
ABOUT ANUS & PERINEUM	NATRUM MURIATICUM, PETROLEUM.
ON SCROTUM	CROTON TIGLIUM, NATRUM MURIATICUM.
CHEST	MAGNESIA CARBONICA, PETROLEUM, STAPHYSAGRIA, ZINCUM METALLICUM.
ON AXILLA	CALCAREA CARBONICA, LYCOPODIUM, SEPIA.



**Dr. Urmila Bhargariya,**  
Assistant Professor in Department of Practice of Medicine.  
RHMC, Parul University.

**CASE OF ATHLETE'S FOOT/ TINEA PEDIS**

A 41 year old female, a housewife presented with complain of scaly, peeling and cracked skin between the toes of B/L foot that extends up to the side since 5 years. Itching, stinging and burning between your toes and on your feet < wetting feet.

**ASSOCIATE COMPLAINTS**

Religious  
White offensive thick discharge with itching P/V

anonymous		7 symptom(s)			
		1	2	3	4
24/02/2022	7 symp.				
<input type="checkbox"/>	EXTREMITIES, EXCORIATION, toes, between	Sep	Sil	Seph	Lach
<input type="checkbox"/>	EXTREMITIES, WETTING feet, agg.	6	5	5	5
<input type="checkbox"/>	GENITALIA FEMALE, ITCHING, leucorrhoea, from	16	11	10	8
<input type="checkbox"/>	GENITALIA FEMALE, LEUCORRHOEA offensive, ...	W	W		
<input type="checkbox"/>	MIND, RELIGIOUS affections, ...	W	W	W	W
<input type="checkbox"/>	SKIN, ERUPTIONS, herpetic, itching	W	W	W	W
<input type="checkbox"/>	STOMACH, DESIRES, pickles	W	W	W	W



**TOTALITY OF SYMPTOMS**

- Ø Religious
- Ø Desire for pickles
- Ø Herpetic eruption with itching
- Ø Itching between finger < wetting
- Ø Offensive vaginal discharge with itching

**MEDICINE**

Sepia 6 1 dose stat  
Followed by saclac 4 pills TDS for 15 days.

**FOLLOW UP**

1) Slight Improvement in itching and burning, eruption was much better.

Rx: Sepia 30 1 dose followed by S.L. 4 pills TDS for 15 days

2) Eruption was disappeared no itching. No peeling of skin

Rx: S.L. 4 pills TDS for 15 days.

“For skin disease homoeopathy is one of the few medical specialities which carries no penalties, only benefits”

## ATOPIC ECZEMA AND HOMOEOPATHIC THERAPUTICS.



Dr. Meeti.H. Gokani.

PG Scholar, Department Of Practice Of Medicine, Rajkot Homoeopathic Medical College, Parul University.



### Abstract:

Atopic dermatitis is chronic pruritic dermal condition, seen among individuals who have tendency to develop allergies. It is chronic relapsing disorder of the skin associated with allergen sensitization and impaired barrier function. Homoeopathic believes in a holistic approach, and treats eczema on basis of individualized, characteristic, peculiar signs and symptoms found in patients of eczema.

### Introduction:

- -Eczema also known as **Dermatitis**.
- The pathological term Dermatitis synonymous with the clinical term Eczema.
- Both refer to *inflammatory response* to variety of agent acting on skin from outside or from within the body, such as chemical & drugs.
- Eczema is a chronic condition in which a person's skin becomes *inflamed and itchy*. It can affect people of any age and gender.
- Eczema may be partially inherited but is not contagious. *Redness, Itchy, Erythematous, vascular & crusting patches* appear on the skin.
- *Thickening of skin due chronic scratching*.
- Most commonly occur on the *wrist, face, knee, ankle & elbow*.

## HOMOEOPATHIC MANAGEMENT

- Remedies are chosen on basis of unique & individualizing features of each individual
- For which, Homoeopath look into the location, nature of eruption Like dry or moist, sensation, modality, constitution, etc. To select a Rightly indicated drug.
- The exact selection of the medicine varies from patient to patient Depending on the symptoms of each individual patient.
- Medicines are customised to suit the unique condition of each Individual patient.
- Though the constitutional medicines plays a vital role in cure of eczema, there are certain therapeutic remedy, which helps in relieving and works as symptomatic treatment.
- Those few indicated remedies are:-

### Asterias-rubens [Aster]

- Eczema on things, legs, ankles and instep, itching vesicles break and form small ulcers which spread superficially; scrofulous and Sycotic constitutions.

### Bovista [Bov]

- Eczema of the back of hands (baker's and grocer's itch), especially when the irritation is brought on by washing; moist vesicular eruption with formation of thick crusts, no relief from scratching eruption about mouth and nostrils; general lassitude, especially about joints; flabby skin; foul perspiration.

### Calcarea sulph

- Eczema with greenish, brownish or yellowish scabs.

### Chelidonium [Chel]

- Eczema of lower extremities from chronic affections of abdominal organs; I red and painful pimples and pustules on various parts; great irritability of cutaneous nerves; vesicles on lips and alae nasi, forming scabs.

### Cicuta-virosa [Cic]

- Eczema capitis, NO ITCHING, whitish scurf on chin and upper lip, with oozing; long-lasting purulent eruptions, confluent, drying down to hard lemon-coloured crust, like dried honey (Ant.crud); burning soreness no fever.

### Juglans-ciner [Jug-c]

- ECZEMA OF HANDS AND WRISTS, one attack hardly subsiding before another sets in; ichor oozing out when using hands, with intolerable itching and soreness, depriving patient of sleep; dyspepsia with bronchial irritation and cough; scrofulous swellings of glands.

### Kali-Ars [Kali-ar]

- DRY CHRONIC ECZEMA: Skin of arms thicker and rougher than natural, itching and tingling when getting warm, intensely suffered about joints, occasionally (<) with eruption of distinct vesicles.

### Sumbul [Sumb]

- Eczema on left side of scalp in infants.

### Terebinthina [Ter]

- Infantile eczema in front of ear, tending to affect the eye (Graph, behind ear) often alternating with otitis.

### Ustilago [Ust]

ECZEMA IMPETIGINOSUM, whole scalp one filthy mass of inflammation; pustular ulceration of skin; whole skin dry, hot, congested.



Ms. Devanshi Doshi  
Intern student in Sainath Homoeopathic Hospital,  
RHMS, Parul University.

## HOMEOPATHIC EFFICACY IN TREATING “white pearls on face : MILIA”

Typically we are always in lookout for the telltale signs of boils or acne on the face but more often so we may find small, regular bumps found interspersed on your face. These bumps are neither red nor painful, so you probably won't associate them with acne. Chances are these bumps are “MILIA” — small cysts that cause the skin to look slightly coarse

Flakes of keratin become trapped under the skin and keratin causes the skin to become rigid and so, when this strong protein becomes trapped within a pore, it creates a pearly bump -THE MILIUM

XYZ - aged 23 years. a nurse at manglam hospital had complaints of milia on her face.

Her complexion is quite fair and she's visibly bulky and mentally very irritated and was also constantly constipated but which relieved her complaints and was mentally panicky and was always in need for constant mental support. She had ailments generally on the right side of her body and was very sweaty over the nape of her neck.

Her milia were only visible on a closer notice but she was constantly uncomfortable about the textured face and quite often tried to pull them or pluck on the pores to remove them which seemed to only aggravate and create more milia on the surrounding surface.

“આ સમસ્યાને કારણે તેણીના ચહેરા પર નાના નાના ગોળાકાર ગોળાઓ જોવા મળ્યાં હતાં જે તેણીને અસહ્ય અનુભવ પાડતા હતાં.”

### CAUSES OF MILIA

Milia is generally caused by constant sun exposure- considering 1.The climate of our country it is unavoidable but usage of sunscreens and proper covering can control the growth of it necessarily  
2. Improper face scrubbing or washing can also cause it  
3.Milia or milium can also be caused when there is long term use of steroid creams or dermabrasion  
they are generally harmless but rough sheets or clothing makes it irritated and red



Milia are generally of 5 types - neonatal, primary, traumatic, milia en plaque, and multiple eruptive milia

### Successfully treated milia with homeopathy and without laser treatment

She was given, **CALCAREA IODATUM 200C, BD on alternate days for a week** on the basis of her mental and physicals and by the next follow up her milia were comparatively decreased but not quite gone. after a week she was given, **CAUSTICUM 30x TDS for a month.**

By her third follow up her milia were visibly gone so for her third prescription she was prescribed . **ANTIM CRUD 200C BD for a week with SAC LAC for the next 15 days.**



BEFORE



AFTER

Homeopathic medicines used for milia are:- Calcarea iodatum, Tabacum, Antim crud, Thuja, Staphysagria.

“Homoeopathic medicines offer a safe, low cost and effective solution for skin disorders”



## Efficacy of homoeopathy in COLD SORE

Ms. Ruchi Limbasiya,  
4th BHMS, RHMC, Parul University

### Introduction:

An inflamed blister in or near the mouth, caused by infection with the herpes simplex virus.

It manifests by:



There are many signs and symptoms which is mainly appear any febrile condition like fever specially it appears in Herpes simplex virus infection.

Cold sores are most likely to show up on the outside of


your mouth and lips, but you can also get them on your nose and cheeks.

### Signs and symptoms:

1. You have a tingling, burning, or itching feeling.
2. About 12 to 24 hours later, blisters form. The area becomes red, swollen, and painful.
3. The blisters break open, and fluid comes out. This usually lasts 2 or 3 days.
4. A scab forms on the sore. It might crack or bleed.
5. The scab falls off.

### Efficacy of Homoeopathic medicines in these cases:

<b>NATRUM MURIATICUM</b>	This remedy sometimes stop herpes outbreak taken early. It is also helpful for raw red, cold sore they developed on lip and corner of mouth.
<b>CALENDULA</b>	This remedy keeps the skin or lips moisturized and speed up healing and great antiseptic in Homoeopathy.
<b>BORAX</b>	Herpes eruption with tense feeling inflammation.
<b>GRAPHITIS</b>	Herpes eruption with oozing of honey like discharge and crusting and cracking of skin.
<b>APIS MELLIFICA</b>	It relieves swollen itching, burning lips which > by clod application.
<b>ARSENICUM ALBUM</b>	Eruption with burning pain relieved by apply heat.
<b>MEZEREUM</b>	Relieves thick whitish crust with yellowish secretion oozing under the crust.
<b>MERCURIUS SOLUBILIS</b>	Indicated for sore infected eruption especially if the person has swollen lymph node and offensive breath is extremely sensitive to temperatures and tends to sweat at night.



## EFFICACY OF HOMOEOPATHIC MEDICINE IN WINTER SKIN AILMENTS

Mr. Dev Vitlhani  
2nd BHMS, RHMC, Parul University,

The dry skin problems in winter are due to relative humidity which dries out our skin. The one solution is moisturizing the skin. In winter we can advise patients with dry skin to use glycerine based soaps because other type soaps make the skin drier. Dry skin appear by fine lines in the skin become more

visible, the skin feels rough and appears dull and flaky. In more advanced cases, fish net-like cracks resembling the fine fracture lines of cracked porcelain can occur. Dry skin occurs most commonly on the arms and legs, but can also affect the trunk of the body, often call dry skin “xerosis” or “asteatosis”.

Types, locality & Accompanying symptoms will decide medicine in exacerbation of skin disease in winter. A homoeopath who wants to prevent winter aggravation shall concentrate on winter remedies with special affinity to skin and the associated symptoms. One should focus on winter medicines and Psoric miasm in treating skin disease of winter.

Winter is the time for observing miasm in psoric prominent personalities. A Homoeopath can observe it on the skin of a psoric patient. Though other miasms shall co-exist in an otherwise psoric patient, psora will emerge in winter. So winter is the right time to observe psora in patients who presented clinically in combination with other miasms.

### Homoeopathic therapeutics for winter skin ailments

#### CRACKED-LIPS:

1. Aurum Sulphuratum: Cracked from cold wind.
  2. Bryonia: In diarrhoea during typhoid fever.
  3. Natrum Mur: Cracked lips after malarial fever.
  4. Sepia: Cracked lips in herpes.
  5. Antim Crud, Condurango, Zincum Met: Painful cracks in corner mouth
- #### CHAPPED HANDS AND CRACKS IN FINGER TIPS
1. Petroleum: Cracks at the ends of fingers and on the back of hands. Skin rough or ragged, bleeding, the tissues are hardened. Often much itching. Coldness in spots—stomach, back, abdomen etc.
  2. Rhus Tox: Irritation of the skin with tingling and burning. Crawling sensation in the tips of fingers. Skin red and swollen. Worse in cold, wet and rainy weather.
  3. Silicea: Delicate pale waxy skin. Cracks at the ends of fingers; pus offensive. Fingers feel dry. Eruptions itch only in day time and evening. The patient is cold, chilly, hugs the fire, hates draughts; hands and feet cold.
  4. Sulphur: Rhagades, skin affections after local medication. Worse scratching and washing. Skin is dry, scaly and unhealthy, itches and burns. Hot sweaty hands. Sleep light; wakens easily.
  5. Natrum Mur: Dryness and cracking about finger nails. Palms hot and perspiring. Liable to take cold. Great weakness and weariness. Irritable over trifles. Consolation aggravates. Greasy skin.
  6. Alumina Silicate: Hands constantly chapped; coldness of hands; coldness of legs and feet; hands cold as ice and fingers blue. Nails brittle.

## ACADEMIC ACHIEVEMENTS OF THE STUDENTS

### 3<sup>rd</sup> BHMS (2021-2022)



### 4<sup>th</sup> BHMS (2019-2021)



### Gold Medalist



Drashti Gadhiya  
4<sup>th</sup> BHMS



Ritu Lalwani  
BHMS Topper

## ACHIEVEMENTS OF THE STUDENTS IN STSH AND NATIONAL QUIZ COMPETITION.



## ACHIEVEMENTS OF FACULTY IN ARC & PU PRIDE.



“Homoeopathy medicine not only treats the skin disease but allows the nature to cure it”

## FACULTIES OF RHMC SERVED AS A RESOURCE PERSON IN NATIONAL/INTERNATIONAL WEBINARS.



**Dr. Anup K. Das**  
18-2-2022



**Dr. Vaidehi Bhatt**  
28-2-2022



**Dr. Humani Sharma**  
7-3-2022



**Dr. Janki Bhanvadia**  
20-10-2022

### Prasar Bharti Akashwani Rajkot live



**Dr. B. M. Vithalani**  
Homoeopathy as an effective System of Medicine.  
30-7-2022

## EXPERT TALK CONDUCTED IN OUR INSTITUTION



**Dr. Saunil Malvaniya**- An Insight to ICR Methodology of Case Taking  
11-1-2022



**Dr. Shruti Shah** - Exploring Scope of Homoeopathy in Management and treatment of Carcinoma on the Occasion of World Cancer Day (4-2-2022)



**Dr. Vishal Poptani** - World Heart Day  
29-9-2022

## INTERDEPARTMENTAL WEBINARS CONDUCTED IN OUR INSTITUTION



## CO CURRICULAR ACTIVITIES OF VARIOUS DEPARTMENTS



**Dept. of Community Medicine**- Sewage Treatment Plant ( 13-6-2022)



**Dept. of Community Medicine** - PHC Visit ( 23-6-2022)



**Dept. of Community Medicine** - Aji Water Treatment Plant Visit ( 29-8-2022)



**Dept. of Community Medicine** - Amul Dairy Visit ( 6-9-2022)



**Dept. of Materia Medica** - Symposium - Essence Of Materia Medica, 2nd BHMS ( 7-7-2022)



**Dept. of Community Medicine** - Nutrition Week ( 1-9-2022 to 7-9-2022)



**Dept. of Community Medicine** - De addiction Elocation Competition ( 3-10-2022)



**Dept. Of Materia Medica** - Symposium - Essence Of Materia Medica, 2nd BHMS ( 7-7-2022)



**Dept. Of Pharmacy** - Symposia ( 22-7-2022)



**Dept. of Materia Medica & Repertory** - Symposium on Integration Between Repertory & Materia Medica ( 17-11-2022)



**Dept. Of Pharmacy** - Educational tour to HPL (13-06-2022)



**Dept. Of Forensic Medicine & Toxicology** - Forensic Science Laboratory Visit (7-04-2022)



**Dept. Of Pathology** - Thalassemia Detection Camp in Collaboration with Rajkot Voluntary Blood Bank (3-6-2022)

“Discover homeopathic skin medicine which Gently stimulates your body’s natural healing power”

## ALUMNI TALK



**Dr. Anjali Advani**  
22-11-22



**Dr. Mansi Sachchdeva**  
20-10-22

## FRESHER'S ORIENTATION PROGRAMME



Glimpses of  
**'PRARAMBH'**  
FRESHERS' ORIENTATION PROGRAMME  
Organised by  
RAJKOT HOMOEOPATHIC MEDICAL COLLEGE  
PARUL UNIVERSITY



## ANTI-RAGGING AWARENESS PROGRAMME



Rajkot, Gujarat, India  
Rajkot homoeopathic medical college  
Lat 22.278436°  
Long 70.797006°  
12/10/22 09:33 AM GMT +05:30



Rajkot, Gujarat, India  
Rajkot homoeopathic medical college  
Lat 22.278436°  
Long 70.797006°  
12/10/22 09:27 AM GMT +05:30

## POSTER MAKING COMPETITION



**Hetvi Patel**  
4th Year  
Rajkot Homoeopathic Medical College



**Niyati Soni**  
2nd Year  
Rajkot Homoeopathic Medical College

## NATIONAL GIRL CHILD DAY (22-1-22)

## POSTER MAKING COMPETITION



**SANDIP VAGHELA**  
4th Year  
RAJKOT HOMOEOPATHIC MEDICAL COLLEGE



**BANSI SANGHANI**  
3RD YEAR  
RAJKOT HOMOEOPATHIC MEDICAL COLLEGE



**ASTHA GARAMBHA**  
4TH YEAR  
RAJKOT HOMOEOPATHIC MEDICAL COLLEGE

## 73<sup>RD</sup> REPUBLIC DAY (WINNERS)

## WORLD HOMOEOPATHY DAY



## HAR GHAR TIRANGA CAMPAIGN & PATRIOTIC WEEK



## INTER CLASS QUIZ COMPETITION



## World Cancer Patient Awareness Day (22-9-22)

“Nature has a way of healing which is stimulated by homoeopathic skin medicines”

**Women's Day  
Webinar – 8/3/2022**



**PG ACTIVITIES  
Autism Day  
Webinar – 2/4/2022**



**Inter- departmental seminar  
on Ulcers :- 15/9/2022**

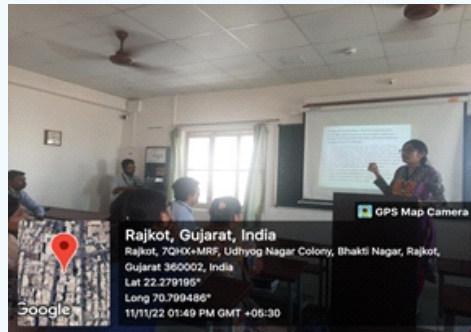


**Department of Materia Medica(PG)**



**Article Presentation by  
Dr. Priyanka Nasit :- 5/8/2022**

**Department of Organon of Medicine  
& Homoeopathic Philosophy(PG)**



**Article Presentation by  
Dr. Krutgna Ravani :- 11/11/2022**

**Department of Practice of Medicine(PG)**



**Article Presentation by  
Dr. Mohit Nanani :- 25/7/2022**



**Case presentation by  
Dr. Divya Jalu :- 27/8/2022**



**Case presentation by  
Dr. Nirav Ganatra :- 18/11/2022**

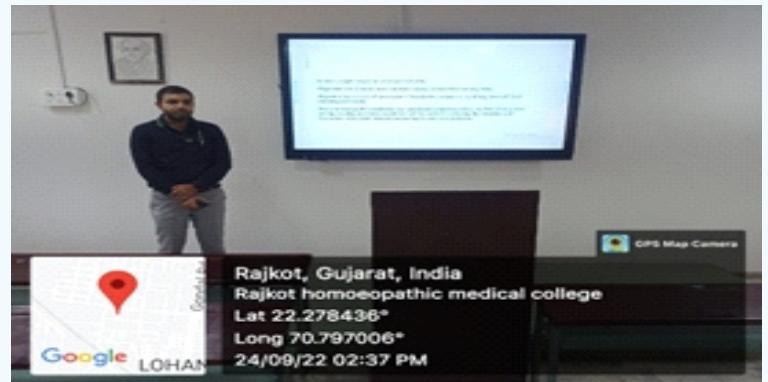


**Case presentation by  
Dr. Utsav Shah :- 1/10/2022**

**Department of Case taking & Repertory(PG)**



**Article presentation by Dr, Parth Dave :- 29/7/2022**



**Case presentation by Dr. Raj Bhimani :- 24/9/2022**

**“It always seems impossible until it’s done”**

## CAMP & CAMPAIGN DETAILS ORGANISED BY SAINATH HOMOEOPATHIC HOSPITAL

04-10-22	General Health Check-up camp & Distribution of Homoeopathic Medicines at Loh Nagar, Bhakti Nagar, Rajkot	68
07-10-22	General Health Check-up camp & Distribution of Homoeopathic Medicines at Shyamnagar, New Mahaveer Nagar Society, Ramapeer Chockdi, Rajkot	77
15-10-22	General Health Check-up camp & Distribution of Homoeopathic Medicines at Udhogynagar Colony, Near Bhaktinagar, Rajkot	72
16-10-22	Mega Medical Health Check up camp at Shri Swaminarayan Mandir, Bhupendr Road, Rajkot	128
01-11-22	General Health Check-up camp & Distribution of Homoeopathic Medicines at Shanagar, Naklank chowk, Rajkot	68
09-11-22	General Health Check-up camp & Distribution of Homoeopathic Medicines at bajarang vadi, rajkot	88
12-11-22	General Health Check-up camp & Distribution of Homoeopathic Medicines at Adit Park, Chandreshnagar, rajkot	55
12-11-22	General Health Check-up camp & Distribution of Homoeopathic Medicines at Nav Nagar, Sardar Nagar, Rajkot	47
17-11-22	General Health Check-up camp & Distribution of Homoeopathic Medicines at Laxmivadi Mainroad, Bhaktinagar, Rajkot	81
19-11-22	Mega medical health check-up camp at Aaditya School, 4 Chudasama plot, Raiya road, Rajkot	96
22-11-22	General Health Check-up camp & Distribution of Homoeopathic Medicines at Adity Park, Chandreshnagar, Rajkot	53
28-11-22	General Health Check-up camp & Distribution of Homoeopathic Medicines at Adit Park, Chandreshnagar, Rajkot	69
03-12-22	Mega medical health check-up camp at Vinobha Bhave - School 93, Mokaji Circle, Nana Mava main road, Rajkot	250
05-12-22	General Health Check-up camp & Distribution of Homoeopathic Medicines at Gayakwadi, Mochi Bazar, Rajkot	71
09-12-22	General Health Check-up camp & Distribution of Homoeopathic Medicines at Lohanagar, Bhaktinagar, Rajkot	88
10-12-22	Mega medical health check-up camp at Chanakya Primary School, 2 Geet Gurjari Society, Airport Road, Rajkot	89
13-12-22	General Health Check-up camp & Distribution of Homoeopathic Medicines at Street Number 1, Bedi, Rajkot	71
17-12-22	General Health Check-up camp & Distribution of Homoeopathic Medicines at Gulnagar, Raiya, Rajkot	67
23-12-22	General Health Check-up camp & Distribution of Homoeopathic Medicines at Ramdham Kalawad Road, Rajkot	76
24-12-22	General Health Check-up camp & Distribution of Homoeopathic Medicines at Narayan Nagar, Sahakar Main Road, Rajkot	60
27-12-22	General Health Check-up camp & Distribution of Homoeopathic Medicines at Shy Nagar, Bharti Nagar, Bajrang Wadi, Rajkot	82
29-12-22	General Health Check-up camp & Distribution of Covid Preventive Homoeopathic Medicines at Race Course, Rajkot	83

### Sender's Name & Address

*If Undelivered Please Return to :*

RAJKOT HOMOEOPATHIC  
MEDICAL COLLEGE

B/h Jainath Complex, Gondal Road,  
Rajkot -360 002. Ph : 0281-2361372

### Postal address